

Proven Capability for Offshore Construction

Heavy Lift-cum-Pipelay Vessel LTS3000



LTS3000 is helping EPC contractors execute complex offshore assignments while meeting tough deadlines in oil & gas fields across multiple geographies. The vessel has a blend of advanced facilities and experienced technicians – backed by a commitment to delivery on time, every time.

Technical Specifications

CLASSIFICATION / REGISTRATION

ABS Notation: +A1(E) +AMS Heavy Lift-cum-Pipelay Vessel
(DPS-1) IRS Notation: SUL (Sarvoutam Langer), IY (Indian Yantra)

HULL

Length Overall	161.53m
Length between Perpendiculars	155.73m
Breadth Molded	37.80m
Depth at side to Main Deck	15.00m
Depth at side to Freeboard Deck	9.10m
Minimum Operational Draught	4.00m

PROPULSION

Azimuth Thrusters	2 x 2400 kW
Bow Tunnel Thruster	1 x 1250 kW
Speed	6 – 8 knots

POWER GENERATION

Main Diesel Generators	3 x 2600 kW
Emergency and Harbour Generator	1 x 1000 kW

MOORING SYSTEM

10-point mooring system, consisting of 6 anchors forward and 4 aft. The ten anchors weigh 12.5 MT each complete with pigtails, pendant wires and buoys. The system is well-integrated with computer navigation and positioning systems.

Dimensions	10 x 63 mm (2.5") x 2000 m (Length)
Min. Break Strength	2460 kN
Winch Speed	36 m/min
Winch Pull	150 tonnes

ACCOMMODATION

Quarters accommodate 290 people. All cabins have en suite shower and lavatories.

COMMUNICATION AND NAVIGATION

- Satellite communication system, Fleet broadband, VHF, UHF, SSB, FM and RADAR (X & S Band)
- Gyrocompass (combined with DP)
- Integrated CCTV System
- Global Maritime Distress Safety System (GMDSS)
- Engine Alarm System (EAS)
- Automatic Identification System (AIS)
- Long Range Identification and Tracking (LRIT)
- Electronic Chart Display and Information Systems (ECDIS)
- Computer LAN network with Internet

MEMBERSHIPS

IMCA: International Maritime Contractors Association
IPLOCA: International Pipeline & Offshore Contractors Association

CRANES

MAIN CRANE

Amclyde Model PC-42 HVY fully revolving post crane

BOOM LENGTH

Main Block	71.66 m (235ft)
Auxiliary Block	82.33 m (270ft)
Whip Block	91.48 m (300ft)

HOOK CAPACITY

Main Hook, revolving	2722 mt @ 27 m radius
Main Hook, fixed over stern	2722 mt @ 27 m radius
Auxiliary Hook, revolving	725 mt @ 53 m radius
Whip Hook, revolving	110 mt @ 95 m radius
Personnel Lifting (as per API 2C, 6 th Edition)	5 mt @ 72 m radius

DECK CRANES: Pedestal Crane, Diesel Hydraulic Drive

Model: 20/10 K – 2 x 50 mt @ 29 m

Boom Length-Main Hook: 46.8 m, Auxiliary Hook: 50 m

PIPE LAYING EQUIPMENT / S LAY

Coated Pipe Outer Diameter Capacity	6" to 60"
Pipe Tensioner	2 x 100 MT

PIPE LAY WORK STATIONS

Welding: 6, NDT: 1, Joint Coating: 2, Repair: 1

STINGER

Shallow Water S Lay Stinger, 1 No. Stinger Control Station

DAVITS

6 Pipeline Davits with rated capacity of 50 MT each

A&R WINCHES

1 x 200 T (Maximum Tension)

Speed: 25 m/min

Drum Capacity: 1600 m of 88 mm rope

HELIDECK

For maximum weight of 12.8 MT as per CAP 437

DECK CAPACITY

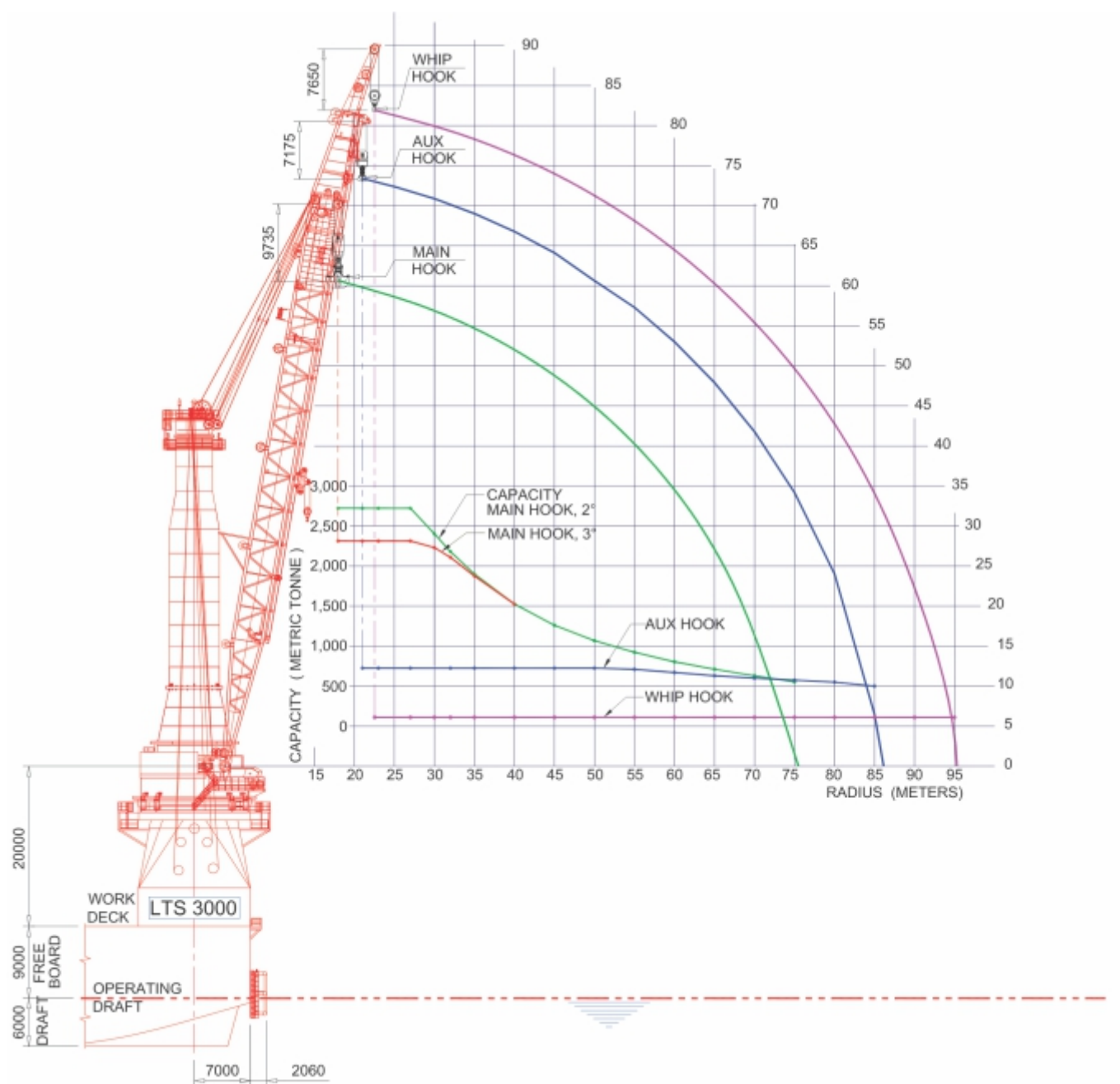
Deck Load	10 t/sq.m
-----------	-----------

TANK CAPACITY

Water Ballast	11686 Tonnes
Fuel Oil	2334 Tonnes
Fresh Water	3064 Tonnes
Lubricating Oil	77 Tonnes
Technical Fresh Water	1600 Tonnes

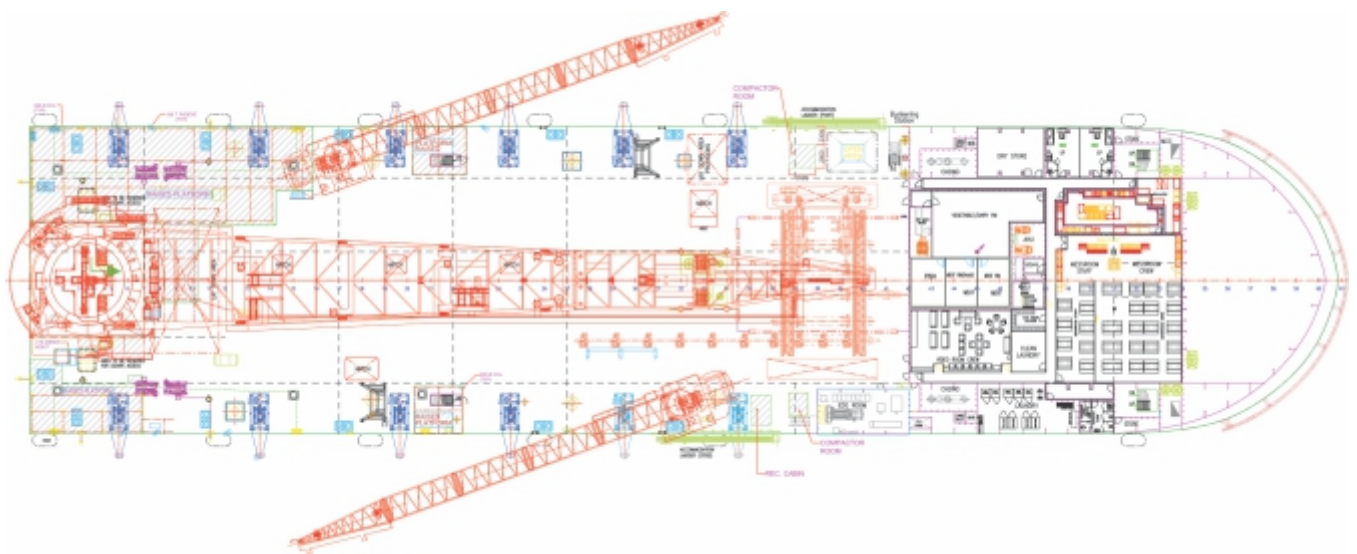
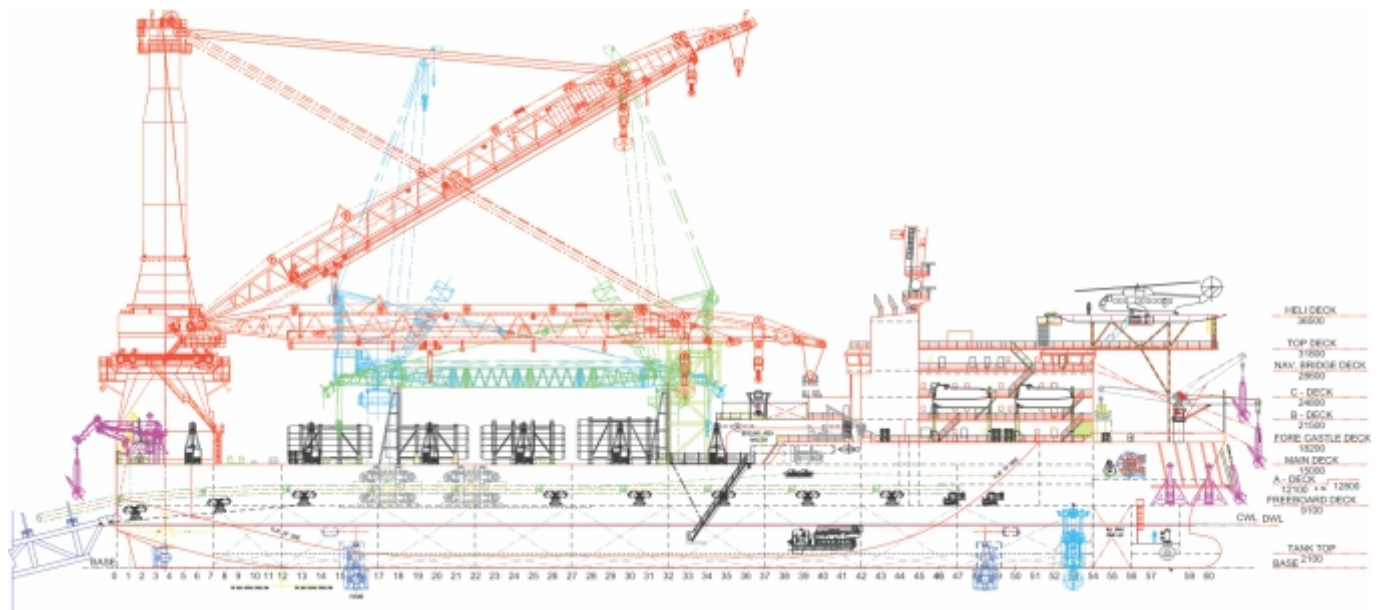
SAFETY EQUIPMENT

Life-saving and fire-fighting equipment onboard are as per vessel Class requirements.



NOTE: Main and Auxiliary ratings include 10% DAF and Whip rating includes 30%DAF

Crane Chart



General Layout



CONTACT DETAILS

Bidyut Dutta

Mobile : + 91 9167222933

Email: Bidyut.Dutta@Larsentoubro.com

L&T Hydrocarbon Engineering Limited

A. M. Naik Tower, 9th Floor, Marine Services,
L&T Campus, Gate No. 3, JVLR,
Powai, Mumbai- 400072

Register Office

L&T House, N M Marg, Ballard Estate,
Mumbai 400001, INDIA
CIN: U11200MH2009PLC191426